

Sunny Harris on SunnyBands

MetaStock: Nov. 16th, 2024
10:00 am PT / 1:00 pm ET

© 2024 Sunny Harris Enterprises
www.moneymentor.com | 1-760-908-3070

1

My Passion is Helping Beginners

- And Intermediate & Advanced Traders
- This talk is for:
 - Traders who have not yet become **Wildly Successful**
 - People who have not traded much and want to learn
 - Folks who want to **improve trading results**
- I Love to Teach / Mentor & Consult
- Give Me a Call (**1-760-908-3070**)

© 2024 Sunny Harris Enterprises
www.moneymentor.com | 1-760-908-3070

2

DISCLAIMER

IMPORTANT: THE RISK OF LOSS IN TRADING STOCKS, FUTURES, OPTIONS, CASH CURRENCIES AND OTHER LEVERAGED TRANSACTION PRODUCTS CAN BE SUBSTANTIAL. THEREFORE ONLY "RISK CAPITAL" SHOULD BE USED. STOCKS, FUTURES, OPTIONS, CASH CURRENCIES AND OTHER LEVERAGED TRANSACTION PRODUCTS ARE NOT SUITABLE INVESTMENTS FOR EVERYONE. THE VALUATION OF STOCKS, FUTURES, OPTIONS, CASH CURRENCIES AND OTHER LEVERAGED TRANSACTION PRODUCTS MAY FLUCTUATE AND AS A RESULT CLIENTS MAY LOSE MORE THAN THE AMOUNT ORIGINALLY INVESTED AND MAY ALSO HAVE TO PAY MORE LATER. CONSIDER YOUR FINANCIAL CONDITION BEFORE DECIDING TO INVEST OR TRADE.

ALL RESULTS SHOWN ARE HYPOTHETICAL, NOT ACTUAL RESULTS.

HYPOTHETICAL PERFORMANCE RESULTS HAVE MANY INHERENT LIMITATIONS, SOME OF WHICH ARE DESCRIBED BELOW. NO REPRESENTATION IS BEING MADE THAT ANY ACCOUNT WILL OR IS LIKELY TO ACHIEVE PROFITS OR LOSSES SIMILAR TO THOSE SHOWN. IN FACT, THERE ARE FREQUENTLY SHARP DIFFERENCES BETWEEN HYPOTHETICAL PERFORMANCE RESULTS AND THE ACTUAL RESULTS ACHIEVED BY ANY PARTICULAR TRADING PROGRAM.

ONE OF THE LIMITATIONS OF HYPOTHETICAL PERFORMANCE RESULTS IS THAT THEY ARE GENERALLY PREPARED WITH THE BENEFIT OF HINDSIGHT. IN ADDITION, HYPOTHETICAL TRADING DOES NOT INVOLVE FINANCIAL RISK, AND NO HYPOTHETICAL TRADING RECORD CAN COMPLETELY ACCOUNT FOR THE IMPACT OF FINANCIAL RISK IN ACTUAL TRADING. FOR EXAMPLE, THE ABILITY TO WITHSTAND LOSSES OR TO ADHERE TO A PARTICULAR TRADING PROGRAM IN SPITE OF TRADING LOSSES ARE MATERIAL POINTS WHICH CAN ALSO ADVERSELY AFFECT ACTUAL TRADING RESULTS. THERE ARE NUMEROUS OTHER FACTORS RELATED TO THE MARKETS IN GENERAL OR TO THE IMPLEMENTATION OF ANY SPECIFIC TRADING PROGRAM WHICH CANNOT BE FULLY ACCOUNTED FOR IN THE PREPARATION OF HYPOTHETICAL PERFORMANCE RESULTS AND ALL OF WHICH CAN ADVERSELY AFFECT ACTUAL TRADING RESULTS.

© 2024 Sunny Harris Enterprises
www.moneymentor.com | 1-760-908-3070

3

DISCLAIMER

Past performance is not a predictor of future results.

All investing involves risk of loss and individual investments may vary. The examples provided may not be representative of typical results.

Your capital is at risk when you invest — you can lose some or all of your money.

Never risk more than you can afford to lose.

For more details, [see our full disclosures and details.](#)

© 2024 Sunny Harris Enterprises
www.moneymentor.com | 1-760-908-3070

4

Hi! I'm Sunny Harris

- Today I am going to tell you exactly how I trade -- every day
- With my very own indicators
 - SunnyBands
 - DMA_H
 - and Slope
- Nothing held back
- Let me introduce myself

© 2024 Sunny Harris Enterprises
www.moneymentor.com | 1-760-908-3070

5

I am a Professional Trader

- And have been for 43+ years
- I trade Futures, Stocks & Crypto
- I do not trade Options.
- I'll tell you a bit about myself, and
- Show you how I trade

© 2024 Sunny Harris Enterprises
www.moneymentor.com | 1-760-908-3070

6

I am a Professional Trader

- I have been a professional trader
- Since 1981
 - through the 41% crash of 1987 (short)
 - the 38% crash of 2000 (short)
 - the 52% crash of 2007-2008(short)
 - as well as the 38% Covid crash (short)
 - ... and the next one

© 2024 Sunny Harris Enterprises
www.moneymentor.com | 1-760-908-3070

7

What I Trade

- S&P 500 futures contract
 - 1 min & 5 min charts
 - It's said to be
The Most Difficult market to trade
 - I've been doing it for almost 43 years
- Long-term stock holdings
 - A week or more
- And a little bit of crypto currencies

© 2024 Sunny Harris Enterprises
www.moneymentor.com | 1-760-908-3070

8

But Today

- I'm going to show you how I trade:
- SunnyBands
- And my DynamicMovingAverages (DMA)
- In Fast Markets
- AND my compounding spreadsheet:
Ultimate-F

© 2024 Sunny Harris Enterprises
www.moneymentor.com | 1-760-908-3070

9

FREE Stuff

- You can get for **FREE** by [Signing up](#) for one *free Sunday night* “[Sunny Side of the Street](#)” Technical Newsletter (text “**SSS**” to **760-908-3070**)
- Where I explain what my Indicators are telling me about 12 different markets
- Email me if you can’t find it sunny@moneymentor.com
- OR click above
- I will post a PDF of This Talk on my website (moneymentor.com) for members (Membership is FREE)
- FREE Podcast: [The Sunny Harris Show!](#)

© 2024 Sunny Harris Enterprises
www.moneymentor.com | 1-760-908-3070

10

The Sunny Harris Show! with Sam Tennis

- Free Podcast featuring the Legends in Trading
- www.moneymentor.com/podcast.html
 - Larry Williams
 - Jake Bernstein
 - Steve Nison
 - Linda Raschke
 - Dr. Alexander Elder
 - Cynthia Kase
 - Sherman McClellan
 - Carolyn Boroden
 - Greg Morris
 - John Bollinger
 - ...and many more

© 2024 Sunny Harris Enterprises
www.moneymentor.com | 1-760-908-3070

11

Sunny Side of the Street Technical Newsletter

Sunny Side of the Street

Sunday November 17, 2024 VOLUME 8 ISSUE 43

For your subscription you get SSS weekly on Sunday nights AND access to the **BONUS charts!**

Here's the Front Matter, Announcements, Specials, Upcoming Events etc. Below that we have the SSS Analysis. [Please SUBSCRIBE now.](#)

Happy Half Hour on Wednesday December 4th at 1:15pm PT. Register Here to get the link. It's FREE & it's Fun! Traders talking with Traders + Sunny & Sam.

Join in the fun for Free. Tune in to "Trade Along with Sunny" Wednesdays at 9:00am PT. Or better yet: How about [Every Day?](#)

Wanna see a quick replay of a **TAWs** ("Trade Along With Sunny") Live Trading Session? [Click here](#) and see how Sunny trades in TAWs every morning. Same monitor, same charts, same instructions.

Look below to see a running tally of how we are doing in Daily TAWs: UP **528% in 46 weeks!** We have made more than **\$68,598** in that time starting with 5 contracts of the ES for 1 hour each morning. My goal for the year is 500%; we're over that now! [It's time for YOU to join in!](#)

12

Quick Overview

#1 Trader
TWICE
With 365.4%
and 178% profit

Using **SunnyBands**
and my **DMA**
(Dynamic Moving
Average)

EQUITY-BASED CTA RANKING
Top 100 Most profitable CTAs for 1994 managing under \$10 Million

Advertiser Name and Group Rank	YTD Return	Overall Return	Equity Overall Rank	Max Profit (Millions \$)	
1. Royal International, Ltd.	386.8%	1	181.2%	1	0.04
2. VAM Capital Management (Disinvested)	181.7%	11	162.2%	2	0.01
3. Bancor Investment Corporation (Aggressive Diversified)	142.3%	3	137.0%	3	2.00
4. Fenwick Futures Ltd.	84.4%	4	107.4%	4	0.07
5. Derrin J. Morgan, CTA	58.0%	81	86.2%	5	0.04
6. Traders' Herald	49.7%	3	77.7%	6	0.60
7. Bancor Capital Management	44.6%	17	69.6%	7	1.02
8. Tushnet Asset Management (Discrete Leverage)	32.7%	9	63.9%	8	0.03
9. PayPacific Trading Company	28.5%	7	60.7%	9	0.09
10. Daniel R. Meyer	25.0%	8	59.2%	10	0.28
11. OCM Commodity Corporation (Discrete Trading Partners)	22.7%	5	58.9%	11	1.08
12. Bancor Investment Corporation	20.0%	12	57.7%	12	1.25
13. Capital Asset Management	24.5%	16	56.7%	13	0.34
14. Three Crown Capital Partners	27.1%	48	55.5%	14	0.03
15. Bancor Management Corp. (Short Term)	21.0%	20	54.8%	15	0.05
16. Albert Asset Management	24.6%	18	54.6%	16	0.17
17. H.E. Capital Management, Inc.	25.4%	15	54.0%	18	0.01
18. E.C. Futures	37.0%	20	53.0%	19	1.47
19. Haverford Capital Management	36.0%	19	52.4%	20	0.07
20. Tushnet Commodity Management	34.4%	5	52.1%	21	0.27
21. Monmouth Group, Inc.	31.4%	27	50.7%	22	1.48
22. Crane Research Corporation	38.1%	17	49.6%	23	1.28
23. D. Tompkins Group Inc.	71.2%	10	48.0%	24	0.70
24. Merrill Trading Corporation	34.4%	34	35.1%	25	0.04
25. Ruffel Investments, Inc.	29.2%	31	34.4%	26	0.10
26. Albee Capital Management	31.0%	40	33.2%	27	0.75
27. G.C. Asset Management (Long/Short)	31.0%	40	32.0%	28	0.10
28. Tushnet Group Ltd.	32.0%	38	28.0%	29	1.95
29. Tushnet Trading, Inc. (Currency Portfolio)	18.4%	70	27.9%	30	1.10
30. DCM Trading Specialists	20.0%	41	26.0%	31	0.32
31. F.R. Jolly	42.2%	24	25.1%	32	0.43
32. Markelwell, Inc.	7.9%	140	24.6%	33	0.30
33. Tushnet Commodity Ltd. (Disinvested Program)	27.5%	40	24.0%	34	0.03
34. Tushnet Asset Management (Normal Leverage)	47.1%	22	24.0%	35	0.03
35. Bancor Management					

13

Trade Along with Sunny

- Daily Live Trading Room
- 9am PT every trading day
- 1 hour
- 528% UP so far (in 46 weeks)

TAWTS Performance Equity Chart

528% so far
\$52,800

14

Credentials

- Grew up “dirt poor” in Appalachia
- BA, MS, PhD Mathematics, AA TeleCommunications (after I retired), business & programming courses at Stanford, Wharton and UCLA
- 56 years programming
- 43 years trading
- Systems Programmer for Lockheed
- A Founder of ISSCO - world’s leader in computer graphics software (Harvard Graphics)
- Retired at 30
- Gave my millions to money managers (they lost \$75k in 3 weeks)
- Taught myself to trade through reading 117 related books (now I’ve read 747)
- Did not enter a single trade for the first year of watching the market
- “Traders’ Catalog & Resource Guide” monthly magazine for 8 years

© 2024 Sunny Harris Enterprises
www.moneymentor.com | 1-760-908-3070

15

Credentials

- 6 Best Selling Trading Books
 - "Trading 101—How to Trade Like a Pro",
 - "Trading 102—Getting Down to Business",
 - "Electronic Day Trading 101",
 - "Getting Started in Trading",
 - "TradeStation Made Easy!"
 - (and "Going Vegan!" with Linda Blair)
 - "Using EasyLanguage 9.x" with Murray Ruggiero
 - And Now (2 vols) "[The Definitive Guide to TradeStation's EasyLanguage & OOEL Programming](#)" (with Samuel K. Tennis)
 - Articles for
 - "Stocks & Commodities" - Trading On Target newsletter
 - "Futures" - "Modern Trader"
 - "Active Trader" - "Omega" Magazine
 - "TradersWorld" - UsingEasyLanguage website
 - eSignal Newsletter - and more ...
- © 2024 Sunny Harris Enterprises
www.moneymentor.com | 1-760-908-3070

16

Author & Programmer



© 2024 Sunny Harris Enterprises
www.moneymentor.com | 1-760-908-3070

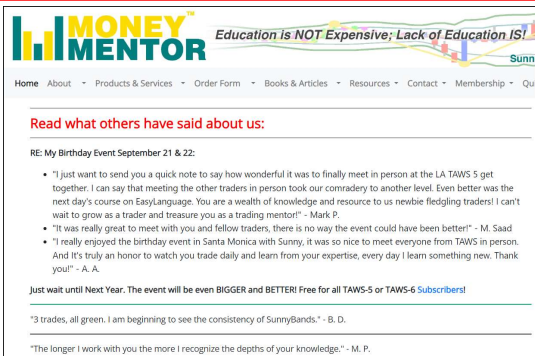
17

About Sunny Harris

- Critical Acclaim:
 - *Technical Analysis of Stocks & Commodities* magazine - **Top 10 Consultants**
 - *Technical Analysis of Stocks & Commodities* magazine - **Top 10 Courses & Seminars**
 - #1 Top trader rated by Stark Research
 - Memberships:
 - Market Technicians' Assn
 - CMT Association
 - DayTraders USA
 - Market Analysts of Southern California
 - Society of Technical Analysts
- © 2024 Sunny Harris Enterprises
www.moneymentor.com | 1-760-908-3070

18

Quips & Quotes



MONEY MENTOR
Education is NOT Expensive; Lack of Education IS!

Home About Products & Services Order Form Books & Articles Resources Contact Membership Quips & Quotes

Read what others have said about us:

RE: My Birthday Event September 21 & 22:

- "I just want to send you a quick note to say how wonderful it was to finally meet in person at the LA TAWS 5 get together. I can say that meeting the other traders in person took our comradery to another level. Even better was the next day's course on EasyLanguage. You are a wealth of knowledge and resource to us newbie fledgling traders! I can't wait to grow as a trader and treasure you as a trading mentor!" - Mark P.
- "It was really great to meet with you and fellow traders, there is no way the event could have been better!" - M. Saad
- "I really enjoyed the birthday event in Santa Monica with Sunny, it was so nice to meet everyone from TAWS in person. And it's truly an honor to watch you trade daily and learn from your expertise, every day I learn something new. Thank you!" - A. A.

Just wait until Next Year. The event will be even BIGGER and BETTER! Free for all TAWS-5 or TAWS-6 Subscribers!

"3 trades, all green. I am beginning to see the consistency of SunnyBands." - B. D.

"The longer I work with you the more I recognize the depths of your knowledge." - M. P.

19

A Special Quip

- "Well, I just want to say the I LOVE them !!!! (your bands)....I've torn apart Bollinger Bands, Keltner etc, etc.... and NOTHING comes CLOSE to what YOU have created.... :-) I've talked to CMT's who've said "oh yeah.... they're just Bollies".....and I almost spit out my coffee! I've watched your videos where you are walking a new customer through their use... and I "got it all" (understood)... the "turns" are RIGHT THERE!.... Bollies are too general....and Keltner which Rashke says she likes....are only a hair better than Bollies.... YOURS blows both of them away.....of course YOU already know that." - *Marius V.*

© 2024 Sunny Harris Enterprises
www.moneymentor.com | 1-760-908-3070

20

My Facebook Page



Sunny Harris
Trading & Investing since 1981.
EasyLanguage, Author of 5 books, including "TradeStation Made Easy!"

Friends 2340 Photos Videos

www.moneymentor.com

21

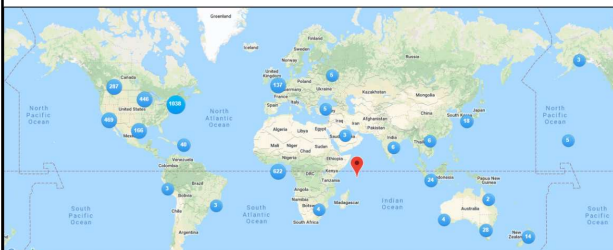
Accessing My Predictions

- If you go to [Facebook](#) and look for [Sunny Harris](#) you'll see where I post my **FREE** market predictions as I see them
- You can Also subscribe to my "[Sunny Side of the Street](#)" [here](#), Sunday night newsletter

© 2024 Sunny Harris Enterprises
www.moneymentor.com | 1-760-908-3070

22

Customers All Over the World



© 2024 Sunny Harris Enterprises
www.moneymentor.com | 1-760-908-3070

23

This Next Slide

- Is probably the **MOST IMPORTANT**
- Slide in the whole Presentation
- See if you can do this for yourself

© 2024 Sunny Harris Enterprises
www.moneymentor.com | 1-760-908-3070

24

How to Make a 6-Figure Income

- \$120,000 / year
- \$120,000 / 12 months = \$10k/mo
- \$10k/mo / 20 days = \$500/day
- 5 trades @ \$100 each!
- There is Usually between \$1,000 - \$3,500 Per Day Potential in the S&P (going both Long and Short 1 contract)

© 2024 Sunny Harris Enterprises
www.moneymentor.com | 1-760-908-3070

25

How I Trade

- I am going to break it all down
- I will show you exactly how I trade
- The next few images look complex
- But they really are not
- Color coding keys me into action

© 2024 Sunny Harris Enterprises
www.moneymentor.com | 1-760-908-3070

26

SPY Daily Chart




© 2024 Sunny Harris Enterprises
www.moneymentor.com | 1-760-908-3070

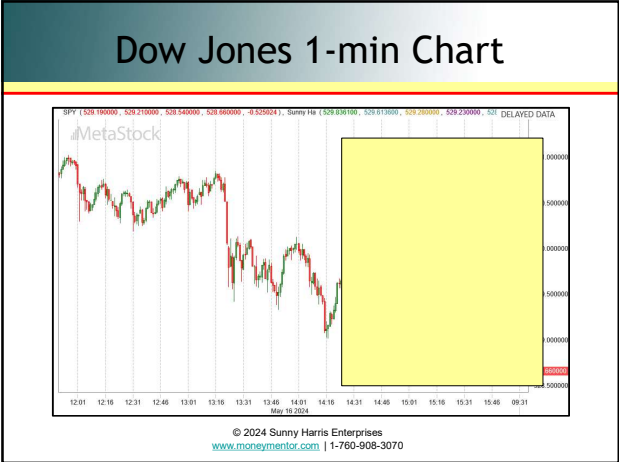
27



28



29



30



No Prescience

- We all look at the Hard Right Edge of the forming chart
- We don't have "future" data
- We don't know where the market is going
- We need to ask "what is true" all the time
- With every new bar

© 2024 Sunny Harris Enterprises
www.moneymentor.com | 1-760-908-3070

31

How Do You Trade THAT?

- It's Easier to See in Hindsight
- That Chart Doesn't Tell You Much
- In Fact, It Just Looks Scary
- Is It Going Down Further?
- Or Is It At a Bottom
- and Going to Turn Around?
- What's High? And What's Low?
- When do you enter?

© 2024 Sunny Harris Enterprises
www.moneymentor.com | 1-760-908-3070

32

I Add Fibonacci Lines



33



34

More Attractors: Trendlines

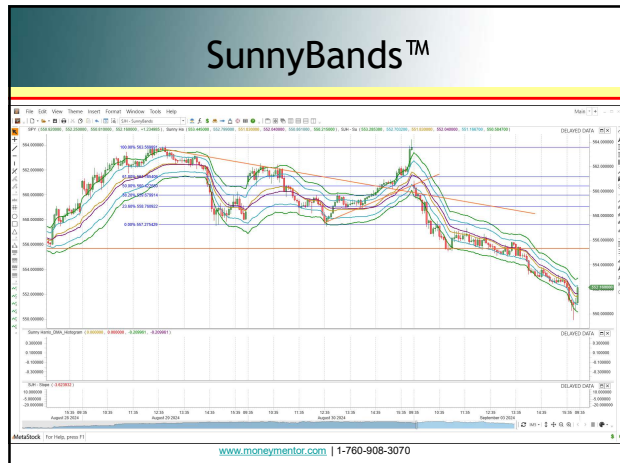


35

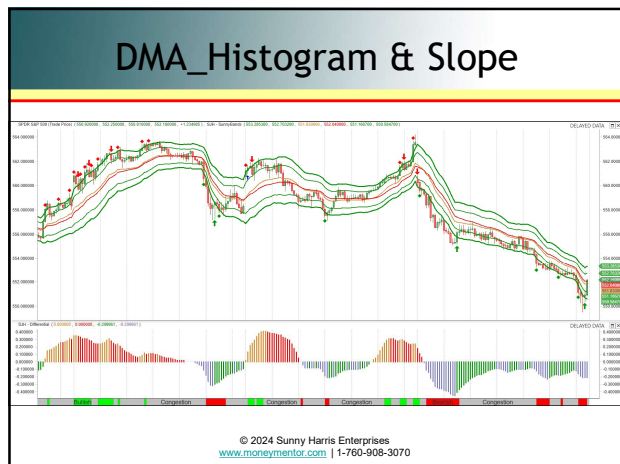
THEN I Add Some of My Indicators

- SunnyBands
- DynamicMovingAverage_Histogram (DMA_H)
- Slope

36



37



38

Now I Can “See” Something

- I Added Some “Attractors”
- They’re Not Just Support & Resistance
- Trendlines Are Attractors
- Moving Averages Are Attractors
- Fibonacci Retracements are Attractors
- Elliott Waves are Attractors
- So, Let’s Go Farther

© 2024 Sunny Harris Enterprises
www.moneymentor.com | 1-760-908-3070

39

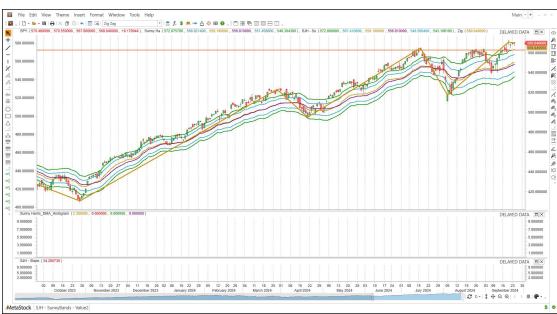
Yellow Dots = PHW

- Let's talk about PHW
- Potential Hourly Wage
- Can you make more by Trading
- than by working for an hourly wage?
- The Dots are at the Ideal turning points
- Of course, we can't be perfect
- So, I take 60% of the Ideal as a goal

© 2024 Sunny Harris Enterprises
www.moneymentor.com | 1-760-908-3070

40

Yellow PHW Dots (ZigZag)



© 2024 Sunny Harris Enterprises
www.moneymentor.com | 1-760-908-3070

41

Buy & Hold the Dow Jones

- Buying at the Beginning (2020)
- And Selling at the End
- Is
- \$34,246

© 2024 Sunny Harris Enterprises
www.moneymentor.com | 1-760-908-3070

42

PHW = 60% of Ideal

- 60% of the Ideal
- On the same chart
- Is
- \$327,941
- Quite a Difference!

© 2024 Sunny Harris Enterprises
www.moneymentor.com | 1-760-908-3070

43

“Trade Along with Sunny”

- To facilitate learning of my indicators
- And show how I trade
- I Host a **Live Trading Room** every morning
- I trade live for 1 hour every day
- Sometimes I win; sometimes I lose
- Here’s a 99-second video condensation

© 2024 Sunny Harris Enterprises
www.moneymentor.com | 1-760-908-3070

44

99-second Video

DISCLAIMER

IMPORTANT: THE RISK OF LOSS IN TRADING STOCKS, FUTURES, OPTIONS, CASH CURRENCIES AND OTHER LEVERAGED TRANSACTION PRODUCTS CAN BE SUBSTANTIAL. THEREFORE ONLY "RISK CAPITAL" SHOULD BE USED. STOCKS, FUTURES, OPTIONS, CASH CURRENCIES AND OTHER LEVERAGED TRANSACTION PRODUCTS ARE NOT SUITABLE INVESTMENTS FOR EVERYONE. THE VALUATION OF STOCKS, FUTURES, OPTIONS, CASH CURRENCIES AND OTHER LEVERAGED TRANSACTION PRODUCTS MAY FLUCTUATE AND AS A RESULT CLIENTS MAY LOSE MORE THAN THE AMOUNT ORIGINALLY INVESTED AND MAY ALSO HAVE TO PAY MORE LATER. CONSIDER YOUR FINANCIAL CONDITION BEFORE DECIDING TO INVEST OR TRADE. ALL RESULTS SHOWN ARE HYPOTHETICAL, NOT ACTUAL RESULTS.

HYPOTHETICAL PERFORMANCE RESULTS HAVE MANY INHERENT LIMITATIONS, SOME OF WHICH ARE DESCRIBED BELOW. NO REPRESENTATION IS BEING MADE THAT ANY ACCOUNT WILL OR IS LIKELY TO ACHIEVE PROFITS OR LOSSES SIMILAR TO THOSE SHOWN. IN FACT, THERE ARE FREQUENTLY SHARP DIFFERENCES BETWEEN HYPOTHETICAL PERFORMANCE RESULTS AND THE ACTUAL RESULTS ACHIEVED BY ANY PARTICULAR TRADING PROGRAM.

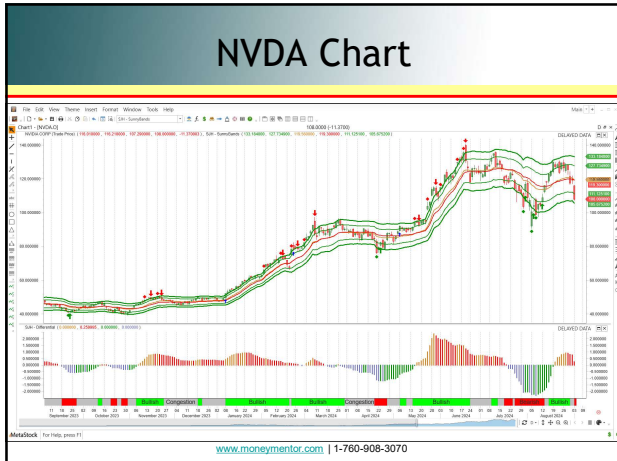
ONE OF THE LIMITATIONS OF HYPOTHETICAL PERFORMANCE RESULTS IS THAT THEY ARE GENERALLY PREPARED WITH THE BENEFIT OF HINDSIGHT. IN ADDITION, HYPOTHETICAL TRADING DOES NOT INVOLVE FINANCIAL RISK, AND NO HYPOTHETICAL TRADING RECORD CAN COMPLETELY ACCOUNT FOR THE IMPACT OF FINANCIAL RISK IN ACTUAL TRADING. FOR EXAMPLE, THE ABILITY TO WITHSTAND LOSSES OR TO ADHERE TO A PARTICULAR TRADING PROGRAM IN SPITE OF TRADING LOSSES ARE MATERIAL POINTS WHICH CAN ALSO ADVERSELY AFFECT ACTUAL TRADING RESULTS. THERE ARE NUMEROUS OTHER FACTORS RELATED TO THE MARKETS IN GENERAL OR TO THE IMPLEMENTATION OF ANY SPECIFIC TRADING PROGRAM WHICH CANNOT BE FULLY ACCOUNTED FOR IN THE PREPARATION OF HYPOTHETICAL PERFORMANCE RESULTS AND ALL OF WHICH CAN ADVERSELY AFFECT ACTUAL TRADING RESULTS.

© 2023 Sunny Harris Enterprises
www.moneymentor.com | 1-760-908-3070

© 2024 Sunny Harris Enterprises
www.moneymentor.com | 1-760-908-3070

45

NVDA Chart



46

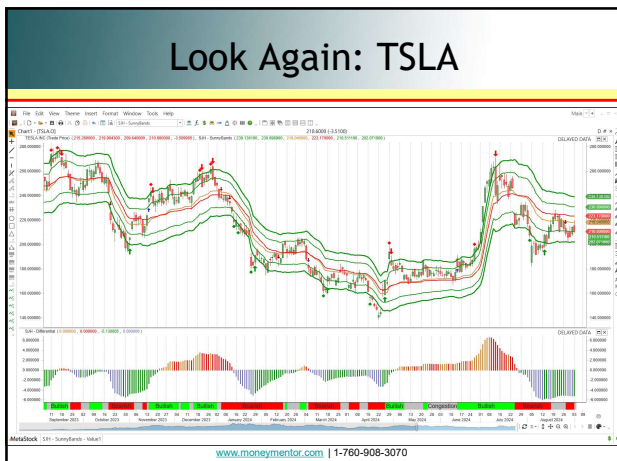
Buy & Hold vs Trading

- \$923.52 (buy & hold)
- vs
- \$4,400 (trading)
- Daily Chart
- 1 Share

© 2024 Sunny Harris Enterprises
www.moneymentor.com | 1-760-908-3070

47

Look Again: TSLA



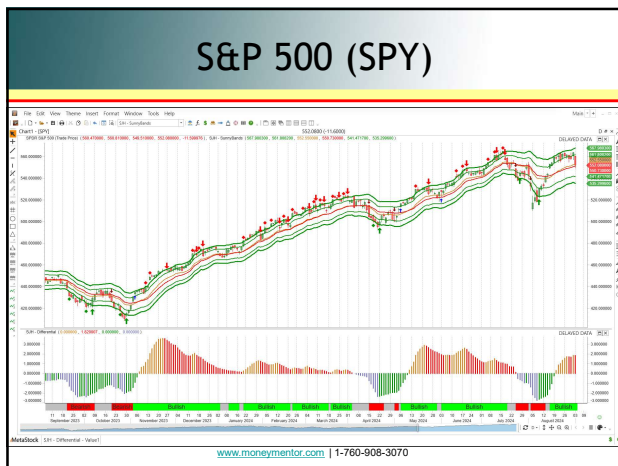
48

TSLA

- This time Buy & Hold = \$237
- While Trading = \$2,131
- Per Share

© 2024 Sunny Harris Enterprises
www.moneymentor.com | 1-760-908-3070

49



50

S&P 500 (SPY) Daily Chart

- Buy & Hold = \$418
- Trading = \$4,872
- **Per Share**
- (PHW Amount) = 60% of Ideal
- =\$2,923
- 20 years

© 2024 Sunny Harris Enterprises
www.moneymentor.com | 1-760-908-3070

51

S&P 500 (SPY) 15-min Chart



52

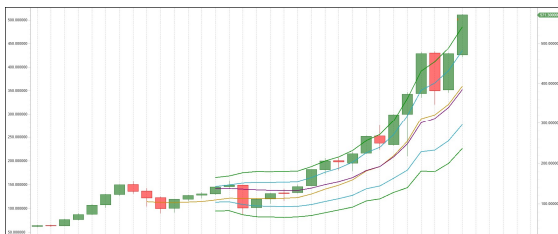
Returns

- Buy & Hold = \$75
- Trading = \$1,516
- **Per Share**
- (PHW Amount) = 60% of Ideal
- = \$910
- 9 months

© 2024 Sunny Harris Enterprises
www.moneymentor.com | 1-760-908-3070

53

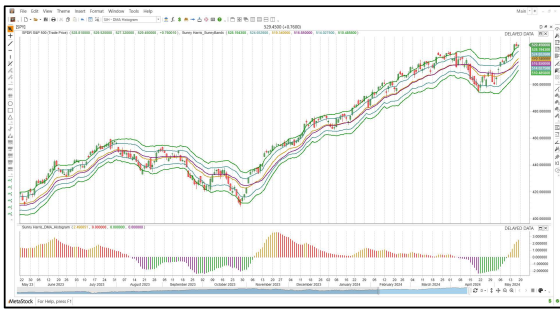
An Investor's Chart: SPY Yearly



© 2024 Sunny Harris Enterprises
www.moneymentor.com | 1-760-908-3070

54

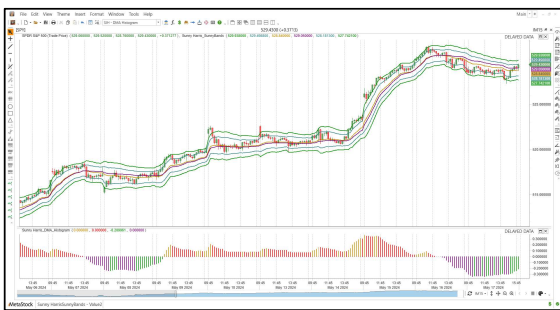
A Trader's Chart: SPY Daily



© 2024 Sunny Harris Enterprises
www.moneymentor.com | 1-760-908-3070

55

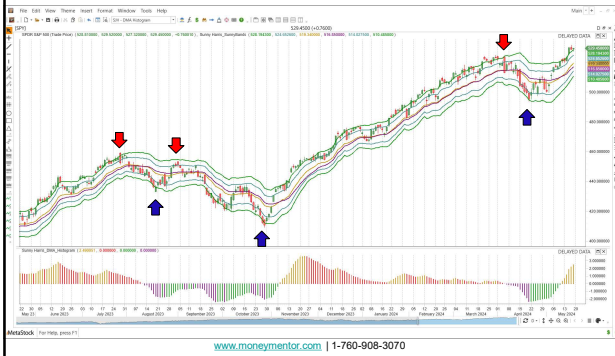
Fast Market Trading: 15 min



© 2024 Sunny Harris Enterprises
www.moneymentor.com | 1-760-908-3070

56

A Trader's View (Daily)



www.moneymentor.com | 1-760-908-3070

57

My Indicators...

- Work on **ANY** Symbol
- On **ANY** TimeFrame

© 2024 Sunny Harris Enterprises
www.moneymentor.com | 1-760-908-3070

58

How Do You Know?

- But How Do You KNOW!
- Did you know in 1982 to buy AAPL @\$0.12
- And hold for 40 years?
- I look at my SunnyBands, DMA_H and my PHW indicators on Daily Charts

© 2024 Sunny Harris Enterprises
www.moneymentor.com | 1-760-908-3070

59

SunnyBands

- The SunnyBands Indicator is another off-shoot of my **DynamicMovingAverage (DMA)** indicator. This one was designed to allow me to investigate the **Excursions from the DMA**, both favorable and adverse. The “bands” are Average True Ranges away from the DMA.
- **These bands are NOT like Bollinger Bands.** In Bollinger Bands, John uses **Standard Deviations** away from a **simple moving average**. Standard Deviations tell the market where it “should” go. And the simple moving average is the one with the most whipsaw.
- **My DMA is smooth and dances seamlessly with the market.**
- I use ATRs, which ask the market where it has been and is **going**.

© 2024 Sunny Harris Enterprises
www.moneymentor.com | 1-760-908-3070

60

Simple Moving Averages: 15-min



© 2024 Sunny Harris Enterprises
www.moneymentor.com | 1-760-908-3070

61

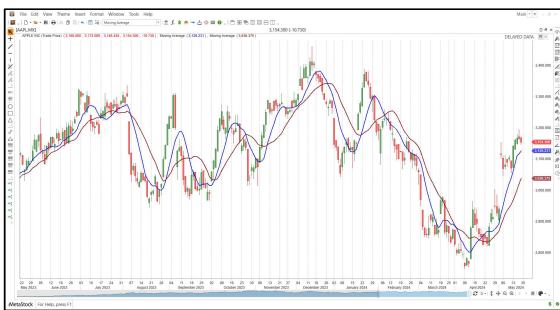
Simple Moving Avgs: Daily SPY



© 2024 Sunny Harris Enterprises
www.moneymentor.com | 1-760-908-3070

62

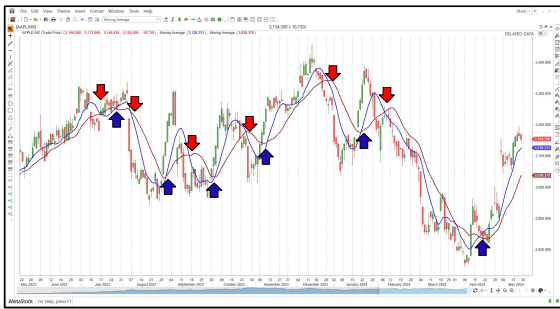
SMAs: AAPL Daily



© 2024 Sunny Harris Enterprises
www.moneymentor.com | 1-760-908-3070

63

SMA: AAPL Daily



© 2024 Sunny Harris Enterprises
www.moneymentor.com | 1-760-908-3070

64

Late Signals & Whipsaws

- **Whipsaw:** price/indicator is moving back and forth with no trend
- Losing money on both sides of a price swing
- That last chart was full of whipsaw
- Let's examine the Crossover Signals

© 2024 Sunny Harris Enterprises
www.moneymentor.com | 1-760-908-3070

65

Whipsaw

- In my experience
- Whipsaw Eats up all the profit you made from the trends
- Signals (crossovers) are late
- A very lagging indicator

© 2024 Sunny Harris Enterprises
www.moneymentor.com | 1-760-908-3070

66

More About Whipsaw

- So, many years ago
- I set out to “cure” Whipsaw
- I wanted the lengths of the moving averages...
- To change with the market automatically
- First, I used tables
- Then I developed the Mathematics
- It took a solid 18 months of 18 hr days

© 2024 Sunny Harris Enterprises
www.moneymentor.com | 1-760-908-3070

67

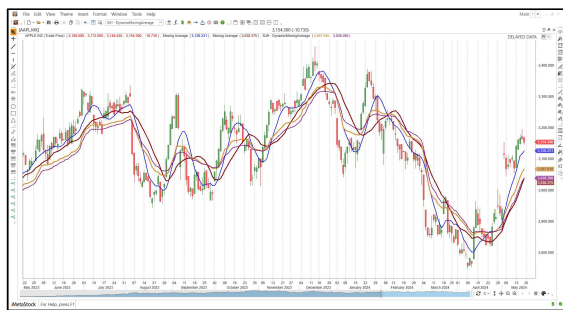
But, I did it!

- I created a Dynamic Moving Average (my DMA)
- That calculates its own Lengths
- Standard (9,18).
- Mine changes with every tick
- It dances with the market

© 2024 Sunny Harris Enterprises
www.moneymentor.com | 1-760-908-3070

68

DMA vs Simple MAV



© 2024 Sunny Harris Enterprises
www.moneymentor.com | 1-760-908-3070

69

A Closer Look



© 2024 Sunny Harris Enterprises
www.moneymentor.com | 1-760-908-3070

70

DMA Is Unique

- With my **DMA** indicator, **two things are unique**.
- Primarily, the **DMA** is **unlike** anyone else's moving average.
- My DMA calculates its **own lengths dynamically** within the mathematics.
- Then, on top of that, the market moves about as much as it usually moves, which led me to use **Average True Range (ATR)** to measure how much it usually moves.

© 2024 Sunny Harris Enterprises
www.moneymentor.com | 1-760-908-3070

71

My Basic SunnyBands Rules

- When the market is going up (**green/blue** candles), gets above the UOB (Upper Outer SunnyBand), and turns **red**, and dips below the UOB
- I go short
- When the market is going down (**red** candles), gets below the LOB (Lower Outer SunnyBand), and turns blue, and pops above the LOB
- I go long
- There are more **complex rules** too

© 2024 Sunny Harris Enterprises
www.moneymentor.com | 1-760-908-3070

72

In the Same Amount of Time

- The Investor made \$168 per share*
- The Trader made \$299 per share*
- The DayTrader made \$610 per share*
- If you had started with 100 shares
- The Investor made \$16,800,
- The Trader made \$29,900 and
- The DayTrader made \$61,000

* Hypothetically

© 2024 Sunny Harris Enterprises
www.moneymentor.com | 1-760-908-3070

73

In the Same Amount of Time

- At a starting value of \$0.47 in 1981
- And current price of \$156
- The Investor made 399%
- Trader made 635% profit
- DayTrader made 1,296%
- That's why I am both a Trader & Investor

© 2024 Sunny Harris Enterprises
www.moneymentor.com | 1-760-908-3070

74

Is It Possible?

- Yes and No
- You can't catch ALL the moves
- According to my research you can only capture about 60% of each move when trading & that's what's reflected in PHW
- But the Investor must sit through long periods of scary negative markets
- While the Trader can go short

© 2024 Sunny Harris Enterprises
www.moneymentor.com | 1-760-908-3070

75

RULES

- Let's look at a little 4-page summary of the SunnyBands rules that I follow
- These are for Educational Purposes Only

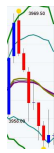
© 2024 Sunny Harris Enterprises
www.moneymentor.com | 1-760-908-3070

76

SunnyBands Rules

BASIC RULES (Level I):

- I Enter **Long** when **Red** candles have been moving **Downward** and Touch the LOB and then Turn **Blue** and move back inside the LOB, if Price Confirms
- I Enter **Short** when **Blue** candles have been moving **Upward** and Touch the UOB and then Turn **Red** and move back inside the UOB, if Price Confirms



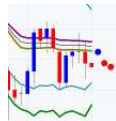
© 2022 Sunny Harris Enterprises
www.moneymentor.com | 1-760-908-3070

77

SunnyBands Rules

BASIC RULES (Level II):

- If the DMA MidLine is "Flat" (the Angle is visually sideways)
- Then I don't "expect" price to move very far beyond the MidLine
- And in fact, it often acts as a barrier to further movement



© 2022 Sunny Harris Enterprises
www.moneymentor.com | 1-760-908-3070

78

SunnyBands Rules

BASIC RULES (Level III):

- If **Gold** is on top & Positive Slope:
 - Stay long until the DMA (**Gold**) is penetrated



79

SunnyBands Rules

BASIC RULES (Level III):

- If **Purple** is on top & Negative Slope:
 - Stay short until the DMA (**Purple**) is penetrated



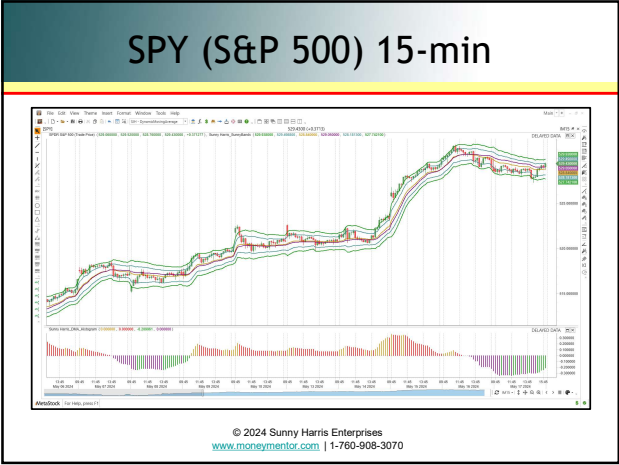
80

Fast-Moving Markets

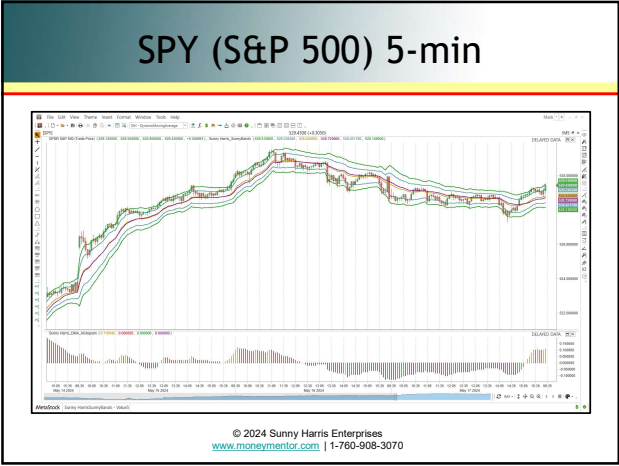
- With that foundation we can now look at those fast-moving markets (as traders)
- Let's look at ES (S&P 500 futures), GC (Gold), and CL (Oil)

© 2024 Sunny Harris Enterprises
www.moneymentor.com | 1-760-908-3070

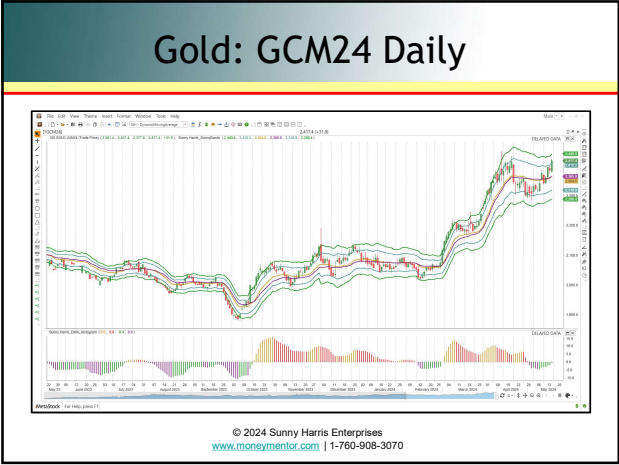
81



82

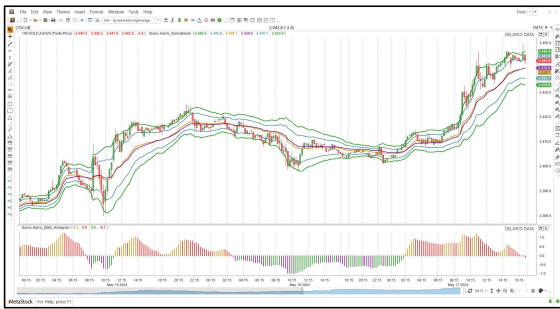


83



84

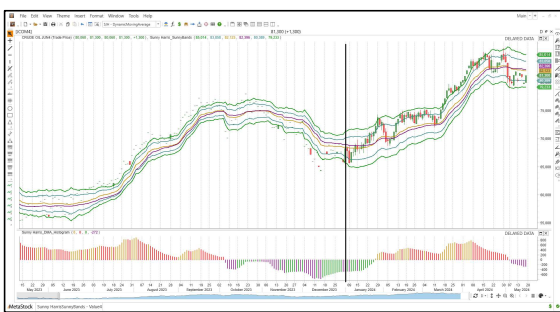
Gold: GC 15-min



© 2024 Sunny Harris Enterprises
www.moneymentor.com | 1-760-908-3070

85

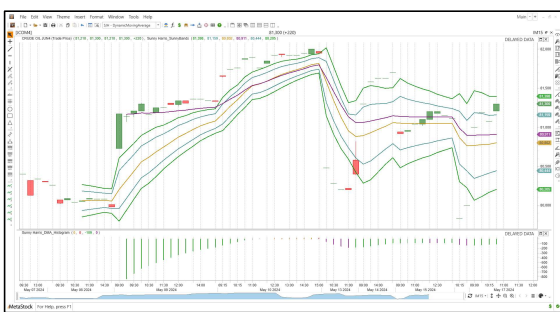
Crude Oil Futures: CL Daily



© 2024 Sunny Harris Enterprises
www.moneymentor.com | 1-760-908-3070

86

Crude Oil Futures: CL 15-min



© 2024 Sunny Harris Enterprises
www.moneymentor.com | 1-760-908-3070

87

If She Trades, Why Does She...

- ... sell indicators?
- ... do consulting?
- ... still trade after 43 years?
- I've been asked many times.
- ... to give back to the industry that has been so kind to me
- ... because I love... it every day
- ... because I still like making money

© 2024 Sunny Harris Enterprises
www.moneymentor.com | 1-760-908-3070

91

Speaking of Money...

- If you have a profitable series of trades
- It is possible, with strategic compounding, to greatly magnify the profits!
- That strategic compounding I call Ultimate-F
- It is reminiscent of Vince's optimal-f
- Without the enormous risk of drawdown

© 2024 Sunny Harris Enterprises
www.moneymentor.com | 1-760-908-3070

92

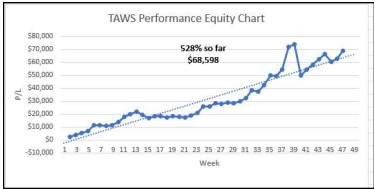
Here's My Performance

- On Jan 2, 2024 I started a Daily Live Trading Room: "[Trade Along with Sunny](#)"
- I trade* 5 contracts of S&P 500 (ES)
- We are together for 1 hour at 9am PT
- I trade with 2x margin
- Next are the results so far:

© 2024 Sunny Harris Enterprises
www.moneymentor.com | 1-760-908-3070

93

TAWS Daily Performance



TAWS Performance Equity Chart

528% so far
\$68,598

528% UP in 46 weeks
Join my Live Trading Room to participate

© 2024 Sunny Harris Enterprises
www.moneymentor.com | 1-760-908-3070

94

TRADE ALONG WITH SUNNY (DAILY)

Day	Date	Nbr Ctrs	Profit/Loss
T	1/2/2024	5	\$ 350.60
W	1/3/2024	5	\$ (44.00)
H	1/4/2024	5	\$ (409.00)
F	1/5/2024	5	\$ 1,140.00
M	1/8/2024	5	\$ (548.00)
T	1/9/2024	5	\$ 92.00
W	1/10/2024	5	\$ 289.00
H	1/11/2024	5	\$ 2,166.00
F	1/12/2024	5	\$ (134.00)
M	1/15/2024	5	holiday
T	1/16/2024	5	\$ 1,153.00
W	1/17/2024	5	\$ (611.00)
H	1/18/2024	5	\$ 289.00
F	1/19/2024	5	\$ 351.00
M	1/22/2024	5	\$ 226.00
T	1/23/2024	5	\$ (724.00)
W	1/24/2024	5	\$ 589.00
H	1/25/2024	5	\$ 1,241.00
F	1/26/2024	5	\$ 404.00
M	1/29/2024	5	\$ 702.00
T	1/30/2024	5	\$ 547.00
W	1/31/2024	5	\$ 315.00
H	2/1/2024	5	\$ 2,134.00
F	2/2/2024	5	\$ 735.00
M	2/5/2024	5	\$ 354.00
T	2/6/2024	5	\$ 98.00
W	2/7/2024	5	\$ 178.00
H	2/8/2024	5	\$ (724.00)

Day	Date	Nbr Ctrs	Profit/Loss
W	7/31/2024	5	\$ 1,278.00
H	8/1/2024	5	\$ 1,339.00
F	8/2/2024	5	\$ (59.00)
M	8/5/2024	6	\$ 5,093.00
T	8/6/2024	6	\$ 635.00
W	8/7/2024	6	\$ (3,946.00)
H	8/8/2024	6	\$ (1,400.00)
F	8/9/2024	6	\$ (1,060.00)
M	8/12/2024	6	\$ (459.00)
T	8/13/2024	6	\$ 2,902.00
W	8/14/2024	6	\$ 2,393.00
H	8/15/2024	6	\$ (812.00)
F	8/16/2024	6	\$ 733.00
M	8/19/2024	6	\$ 617.00
T	8/20/2024	6	\$ (176.00)
W	8/21/2024	6	\$ 1,969.00
H	8/22/2024	6	\$ 2,700.00
F	8/23/2024	7	\$ 2,204.00
M	8/26/2024	7	\$ 1,824.00
T	8/27/2024	6	\$ (2,218.00)
W	8/28/2024	6	\$ (3,029.00)
H	8/29/2024	6	\$ 1,884.00
F	8/30/2024	7	\$ 1,278.00
M	9/2/2024	7	\$ -
T	9/3/2024	7	
W	9/4/2024	7	
H	9/9/2024	7	

© 2024 Sunny Harris Enterprises
www.moneymentor.com | 1-760-908-3070

95

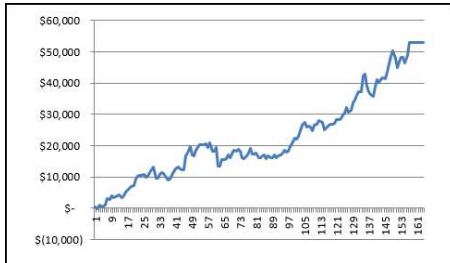
Percent Profitable

76.16%

© 2024 Sunny Harris Enterprises
www.moneymentor.com | 1-760-908-3070

96

Can We Do Better than That?

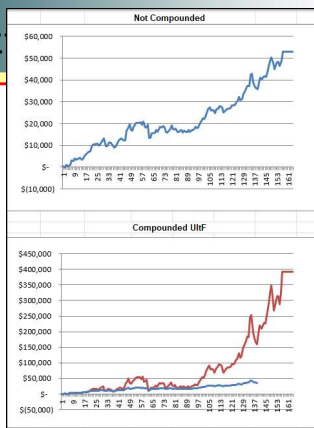


© 2024 Sunny Harris Enterprises
www.moneymentor.com | 1-760-908-3070

97

Ult

ing



www.moneymentor.com | 1-760-908-3070

98

Judicious Compounding

- Degrees in Mathematics help
- Ralph Vince told me there was an error(s) in his equations,
- And I found them—for which he was grateful
- He allowed me to call my version Ultimate-F

© 2024 Sunny Harris Enterprises
www.moneymentor.com | 1-760-908-3070

99

UNIT TRADING									
QTY		TRADE	WIN/LOSS	TRADE P/L	EQUITY	# contracts for	UN-F trade P/L	Sunny's UN-F	Equity
						NEXT trade			
1	\$	350.00	\$	350.00	\$	1	\$	351	\$
1	\$	1,142.00	\$	1,142.00	\$	5	\$	5,710	\$
1	\$	(822.00)	\$	(822.00)	\$	5	\$	(4,110)	\$
1	\$	1,056.00	\$	1,056.00	\$	5	\$	5,290	\$
1	\$	1,293.00	\$	1,293.00	\$	6	\$	6,465	\$
1	\$	(310.00)	\$	(310.00)	\$	6	\$	(1,860)	\$
1	\$	452.00	\$	452.00	\$	6	\$	2,712	\$
1	\$	(561.00)	\$	(561.00)	\$	5	\$	(3,366)	\$
1	\$	(2,161.00)	\$	(2,161.00)	\$	5	\$	(10,805)	\$
1	\$	(24.00)	\$	(24.00)	\$	5	\$	(120)	\$
1	\$	892.00	\$	892.00	\$	5	\$	4,460	\$
1	\$	789.00	\$	789.00	\$	5	\$	3,945	\$
1	\$	1,358.00	\$	1,358.00	\$	6	\$	6,790	\$
1	\$	(1,697.00)	\$	(1,697.00)	\$	5	\$	(10,182)	\$
1	\$	(125.00)	\$	(125.00)	\$	5	\$	(625)	\$
1	\$	486.00	\$	486.00	\$	5	\$	2,430	\$
1	\$	(1,399.00)	\$	(1,399.00)	\$	5	\$	(6,995)	\$
1	\$	(274.00)	\$	(274.00)	\$	5	\$	(1,370)	\$
1	\$	723.00	\$	723.00	\$	5	\$	3,615	\$
1	\$	176.00	\$	176.00	\$	5	\$	880	\$
1	\$	(1,048.00)	\$	(1,048.00)	\$	5	\$	(5,240)	\$
1	\$	988.00	\$	988.00	\$	5	\$	4,940	\$
1	\$	(822.00)	\$	(822.00)	\$	5	\$	(4,110)	\$
1	\$	253.00	\$	253.00	\$	5	\$	1,265	\$
1	\$	616.00	\$	616.00	\$	5	\$	3,080	\$
1	\$	(820.00)	\$	(820.00)	\$	5	\$	(4,100)	\$
1	\$	561.00	\$	561.00	\$	5	\$	2,805	\$
1	\$	420.00	\$	420.00	\$	5	\$	2,100	\$
1	\$	604.00	\$	604.00	\$	5	\$	3,020	\$
1	\$	803.00	\$	803.00	\$	6	\$	4,015	\$
1	\$	(397.00)	\$	(397.00)	\$	5	\$	(2,382)	\$
1	\$	41.00	\$	41.00	\$	5	\$	205	\$
1	\$	1,693.00	\$	1,693.00	\$	6	\$	8,465	\$
1	\$	1,510.00	\$	1,510.00	\$	7	\$	9,060	\$
1	\$	1,066.00	\$	1,066.00	\$	7	\$	7,462	\$

100

MoneyMentor.com



Education is NOT Expensive; Lack of Education IS!

Sunny@MoneyMentor.com 1760-908-3070 PT

Home About Products & Services Order Forms Books & Articles Resources Contact Membership Quips Sitemap Sponsors LOGIN

Master the Art of Trading

Learn Everything You Need to Become a Professional Trader/Investor Now!

- **ALL NEW!** All Day Live Trading Room! November 20, 2024 -- 06:30am PT-13:00pm PT. FREE. [Register Here.](#)
- **FREE** Trial of Sunny's Indicators
- **FREE** PDF "Trading as a Business"
- **Join our Happy Hour!** Network with Other Traders for Free! 4th of every month. [Click Here](#)
- **ANNOUNCING** the Long-awaited **MetaStock** version of **SunnyBands, Slope & DMA, H**. [Click Here to Order or Get a Free Trial.](#)
- **LINKS TO** Live Demo and Video of **Live Trading Room**. AND the Free Happy Hour, monthly on the 4th.
- **Live Trading Room** (VOD) trading day. Subscribe. OR come to the Wednesday meeting with a Free Guest Pass.
- **Upcoming Presentations** - see where Sunny has been and is going to be. Links to slides & videos.
- **Free Podcast:** Legends of this industry speak to us.
- **Sunny** Site of the Week weekly newsletter.
- **Photos** from the Free Lunch & Cocktail Party - EasyLanguage Forum in Santa Monica Sept 21-22, 2024. Be sure to be there next year!

© 2024 Sunny Harris Enterprises
www.moneymentor.com

101

My Products

- The products I have programmed were all developed for my use in my own trading
- I make them available to you
- I show you exactly how I use them
- I don't hold anything back
- I train you to Use Them for FREE
- TEXT "FREE" to me at 1-760-908-3070

© 2024 Sunny Harris Enterprises
www.moneymentor.com

102

Unique Opportunity

- Free entry to “Trade Along with Sunny”
- “Daily” [subscription](#) is \$295/mo
 - Or \$2,950 for 12 months (2 months Free)
- On Wednesdays I’ll give you a Guest Pass
- Text “TAWS” to me at 760-908-3070
- Good ‘til **November 30th**, 2024
- Or give me a call: **1-760-908-3070**
- Free [Membership](#)

© 2024 Sunny Harris Enterprises
www.moneymentor.com | 1-760-908-3070

103

Daily TAWS Performance

- 528% (\$68,598 profit so far 2024)
- 46 weeks for 1 hour every morning
- [Subscribe](#) for Daily attendance

© 2024 Sunny Harris Enterprises
www.moneymentor.com | 1-760-908-3070

104

MetaStock SunnyBands Bundle

- SunnyBands Indicator
- Dynamic Moving Average Histogram (DMA_H) Indicator
- Slope Indicator
- [Click Here](#) to see the Offering

© 2024 Sunny Harris Enterprises
www.moneymentor.com | 1-760-908-3070

105

FREE Stuff

- 4-week **Strategy Trading Forum** (download FREE for Members)
- 4-week **Technical Analysis Forum** (download FREE for Members)
- It's not too late
- You can access the Slides & Videos
- In July I did **EasyLanguage Forum! Only \$79.95**
- **Access them All at www.moneymentor.com**

© 2024 Sunny Harris Enterprises
www.moneymentor.com | 1-760-908-3070

106

I Offer

- The Indicators I use Myself in my Own Trading
- Sunday Night Newsletter
moneymentor.com/sunnySideStreet.html
- Daily Live Trading Room
moneymentor.com/subscribe.html

© 2024 Sunny Harris Enterprises
www.moneymentor.com | 1-760-908-3070

107

Don't hesitate to call me

- Sunny J. Harris
- Skype: [sunnyjharris](https://www.skype.com/user/sunnyjharris)
- Cell: **760-908-3070** (PST)
- Email: sunny@moneymentor.com
- <https://www.moneymentor.com>

© 2024 Sunny Harris Enterprises
www.moneymentor.com | 1-760-908-3070

108

Questions?

- Let's take time to query the attendees to see if I can answer any questions before my time is up
- There is no such thing as a stupid question
- If you have the question, so does someone else. Speak up.

© 2024 Sunny Harris Enterprises
www.moneymentor.com | 1-760-908-3070

109

Thank You!

- Audience, thanks for your Attendance
- **MetaStock** for hosting the event
- I always enjoy talking for you!
- Audience: I love to visit, so give me a call
- Here is my contact info:

© 2024 Sunny Harris Enterprises
www.moneymentor.com | 1-760-908-3070

110

Don't hesitate to call me

- Sunny J. Harris
- Skype: sunnyjharris
- Cell: **760-908-3070** (PST)
- Email: sunny@moneymentor.com
- <https://www.moneymentor.com>

© 2024 Sunny Harris Enterprises
www.moneymentor.com | 1-760-908-3070

111
